

CT10 Series Molded Switch



CT10 Series

The CT10 is a molded dry reed switch. It is single-pole, single throw (SPST) type, having normally open ruthenium contacts.

The sensor is a double-ended type and may be actuated with an electromagnet, a permanent magnet or a combination of both.

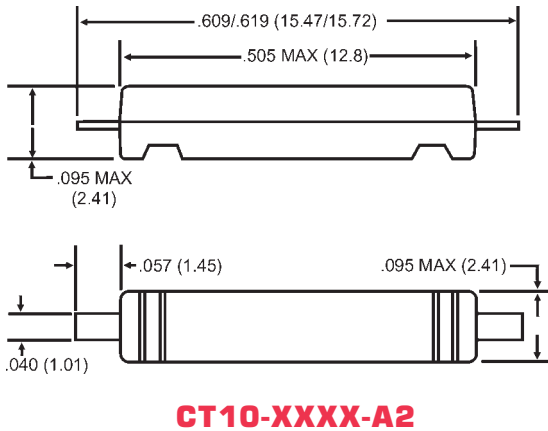
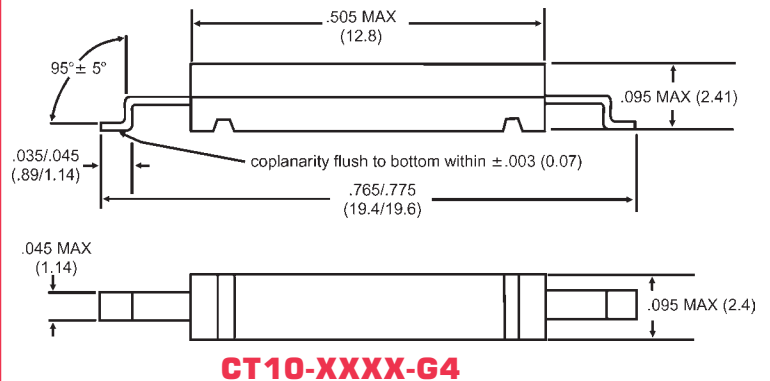
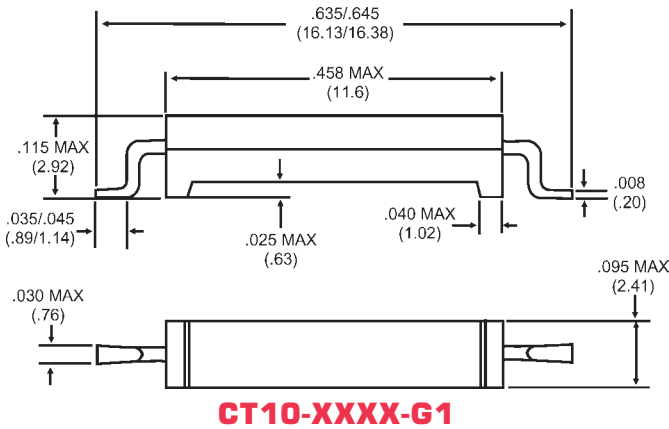
The device is designed for SMD mounting and is available in three lead configurations.

CT10 Series Features

- ◆ Ideal for SMD pick and place
- ◆ Tape and reel packaging
- ◆ 10W rating
- ◆ Rugged encapsulation
- ◆ Excellent lifetime and reliability

Applications:

- ◆ Proximity Sensor
- ◆ Security Alarm Sensor
- ◆ Level Sensor
- ◆ Flow Sensor
- ◆ Pulse Counter



Dimensions in Inches (Millimeters)

ORDERING INFORMATION

A complete part number is represented by the digits to the right of the CT10 series prefix followed by a suffix as shown below.

Example: CT10-1030-G1 is

- a CT10 sensor (10mm encapsulated switch)
- with a sensitivity range from 10 to 30AT
- lead ends are formed according to the G1 version
- * CT10XXXX (0001-1999) without a suffix is a customer special.

CT10-XXXX-YY

Lead Configuration Subset:


G1 for Gull Wing version 1

G4 for Gull Wing version 2

A2 for Axial

AT Range
(after mold & lead form)

Series



Test Coil

The Magnetic sensitivity of the CT10 sensors is defined in the 10k-JK coil

CT10 Series Molded Switch

Model Number		CT10-XXXX-G1	CT10-XXXX-G4	CT10-XXXX-A2
Parameters	Units			
OPERATING CHARACTERISTICS				
Operate Range	AT	10-40	12-40	13-40
Release Range	AT	3-35	4-35	5-35
ELECTRICAL CHARACTERISTICS				
Switched Power (max)	W	10	10	10
Switched Voltage DC (max)	V	200	200	200
Switched Voltage AC, RMS value (max)	V	140	140	140
Switched Current DC (max)	mA	500	500	500
Switched Current AC, RMS value (max)	mA	500	500	500
Carry Current DC (max)	A	0.5	0.5	0.5
Breakdown Voltage (min)	V	230	230	230
Contact Resistance (initial max)	mΩ	150	150	150
Contact Resistance (initial typ.)	mΩ	100	100	100
Insulation Resistance (min)	MΩ	10 ⁶	10 ⁶	10 ⁶
ENVIRONMENTAL RATINGS				
Storage Temperature	°C	-40 to + 125	-40 to + 125	-40 to + 125
Operating Temperature	°C	-40 to + 125	-40 to + 125	-40 to + 125
Soldering Temperature ¹	°C	226	226	226
Vibration	G	10	10	10
Shock	G	100	100	100

*Specifications are based on standard switch. Contact factory for other possibilities.

Notes:

¹Surface mount component processing temperature:
438°F(226°C) max for 1 minute dwell time.
Temperature measured on leads where lead exits
molded package.)